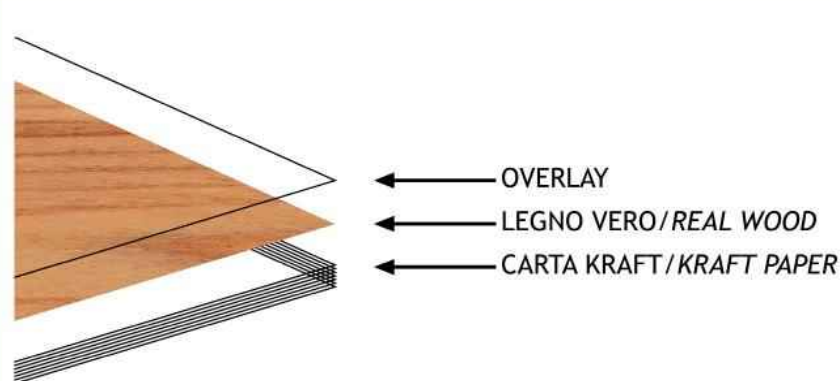




ABET  
wood  
NATURAL TOUCH





La nuova collezione **ABET Wood** unisce l'espressività del *vero legno* alla tecnologia della produzione industriale. **ABET Wood** offre un ventaglio di nuove soluzioni ai progettisti e designer che ricercano materiali tecnici con le alte prestazioni del laminato, senza perdere il calore e la varietà del legno. La semplicità di applicazione - che non necessita di ulteriori finiture superficiali - e l'aspetto naturale diventano caratteristiche determinanti e distintive del prodotto. In primo piano sorprendono la ricchezza visiva e la sensazione tattile amplificate dalle innumerevoli differenze di venatura e colore. **ABET Wood** offre infinite possibilità di espressione, con dolci accostamenti tono su tono e inaspettati contrasti. **ABET Wood, natural touch**

The new **ABET Wood** collection merges the expressiveness of *real wood* with the technological advantages of industrial production. **ABET Wood** offers a variety of new opportunities to those architects and designers seeking a technical material with the high performance of laminate, whilst maintaining the warmth and variety of wood. The ease of use, which requires no further surface finishing, and the natural feel become unique and distinctive features of the product. You will be surprised by the visual richness and tactility, amplified by the many nuances in grain and colour. **ABET Wood** offers unlimited expressive opportunities from subtle tone on tone to unexpected contrasts. **ABET Wood, natural touch**

La nouvelle collection **ABET Wood** allie l'esthétique du *bois naturel* et la technologie d'un produit industriel. **ABET Wood** offre un éventail de solutions nouvelles aux agences et architectes soucieux de garantir les hautes performances techniques du stratifié HPL, tout en conservant la chaleur et la variété du bois. La facilité d'utilisation qu'autorise une surface prête à l'emploi et la conservation de l'aspect naturel sont les caractéristiques déterminantes et différenciatrices de ce produit. Il surprend de prime abord par une richesse visuelle et une sensation tactile qu'amplifient les innombrables nuances de grains et de couleurs. **ABET Wood** offre l'infinie richesse créative de subtils assemblages de ton sur ton et de contrastes inattendus. **ABET Wood, natural touch**

Die neue **ABET Wood** Kollektion vereint die Ausdrucksstärke eines *echten Holzes* und die technischen Vorteilen einer industriellen Produktion. **ABET Wood** bietet eine Vielzahl neuer Möglichkeiten für Architekten und Designer, die ein technisches Material mit sehr großer Leistungsfähigkeit suchen, das die Wärme und Vielfältigkeit von Holz beibehält. Die Leichtigkeit der Verarbeitung, die keine weitere Oberflächenbehandlung erfordert sowie die natürliche Anmutung sind die einzigartigen und unverwechselbaren Merkmale dieses Produktes. Sie werden überrascht sein von der optischen Fülle und dem taktilen Empfinden, welche durch die vielen Nuancen in Farbe und Maserung noch verstärkt werden. **ABET Wood** offeriert unbegrenzte expressive Möglichkeiten von subtilem Ton-in-Ton hin zu unerwarteten Kontrasten. **ABET Wood, natural touch**

La nueva colección **ABET Wood** fusiona la expresividad de la *Madera real* con las ventajas tecnológicas de la producción industrial. **ABET Wood** ofrece una amplia variedad de nuevas oportunidades para aquellos arquitectos y diseñadores que buscan un material técnico con el alto rendimiento del laminado, mientras que mantiene la calidez y la variedad de la madera. La facilidad de uso, que no requiere ningún acabado de superficie adicional y la caída natural, se convierten en las características más distintivas del producto. Os veréis sorprendidos por la riqueza y la tangibilidad, realzadas por los múltiples matices proporcionados por la vetas y el color. **ABET Wood** ofrece unas oportunidades de expresión ilimitadas desde los tonos más sutiles hasta sus inesperados contrastes. **ABET Wood, natural touch**

De nieuwe **ABET Wood** collectie verenigt de uitstraling van echt hout met de technologische voordelen van industriële productie. **ABET Wood** biedt een scala van nieuwe mogelijkheden aan wanneer architecten en ontwerpers een technisch product zoeken met hoogwaardige eigenschappen van laminaat, dat tegelijkertijd de warmte en variatie van hout uitstraalt. Het gebruiksgemak, waarbij een verdere oppervlaktebehandeling niet nodig is, en de natuurlijke uitstraling maken het tot een uniek en onderscheidend product. Het toont een verrassende optische rijkdom en een warme touch, versterkt door de vele nuances in nerven en kleur. **ABET Wood** biedt onbeperkte mogelijkheden qua expressiviteit, met subtiele overgangen van kleur op kleur naar onverwachte contrasten. **ABET Wood, natural touch**




A photograph of a large tree trunk in a forest. The tree trunk is thick and has a rough, textured bark. It is surrounded by dense green foliage and leaves. A blue rectangular box is overlaid on the left side of the image, containing white text.

impiallacciatura precomposta  
*reconstituted veneer*



**COD. 1700**  
*Rovere Chiaro*



Pannello laminato / Laminated sheet 305x130 cm - Rappresentazione in scala / Scale 1:15




**ROVERE CHIARO**

Rappresentazione in scala / Scale 1:1



**COD. 1713**  
*Rovere River*



Pannello laminato / Laminate sheet 305x130 cm - Rappresentazione in scala / Scale 1:15


**ROVERE RIVER**



Rappresentazione in scala / Scale 1:1



**COD. 1712**  
*Rovere Cerqua*



Pannello laminato / Laminated sheet 305x130 cm - Rappresentazione in scala / Scale 1:15




**ROVERE CERQUA**

Rappresentazione in scala / Scale 1:1



**COD. 1720**  
*Flamed Oak*



Pannello laminato / Laminated sheet 305x130 cm - Rappresentazione in scala / Scale 1:15




**FLAMED OAK**

Rappresentazione in scala / Scale 1:1




**COD. 1711**  
*Rovere Nigrum*



Pannello laminato / Laminated sheet 305x130 cm - Rappresentazione in scala / Scale 1:15

**ROVERE NIGRUM**




Rappresentazione in scala / Scale 1:1







**COD. 1707**  
*Ciliegio Fine*



Pannello laminato / Laminated sheet 305x130 cm - Rappresentazione in scala / Scale 1:15




**CILIEGIO FINE**

Rappresentazione in scala / Scale 1:1



**COD. 1708**  
*Ciliegio Fiammato*



Pannello laminato / Laminated sheet 305x130 cm - Rappresentazione in scala / Scale 1:15




**CILIEGIO FIAMMATO**

Rappresentazione in scala / Scale 1:1



**COD. 1716**  
*Noce Grigio*



*Pannello laminato / Laminated sheet 305x130 cm - Rappresentazione in scala / Scale 1:15*


**NOCE GRIGIO**



*Rappresentazione in scala / Scale 1:1*




**COD. 1715**  
*Noce Junglas*



Pannello laminato / Laminated sheet 305x130 cm - Rappresentazione in scala / Scale 1:15

**NOCE JUNGLAS**



Rappresentazione in scala / Scale 1:1



**COD. 1709**  
*Teak Birmano*



Pannello laminato / Laminated sheet 305x130 cm - Rappresentazione in scala / Scale 1:15




**TEAK BIRMANO**

Rappresentazione in scala / Scale 1:1



**COD. 1717**  
*Red Rosewood*



Pannello laminato / Laminated sheet 305x130 cm - Rappresentazione in scala / Scale 1:15



**RED ROSEWOOD**

Rappresentazione in scala / Scale 1:1












**COD. 1721**  
*Silver Apricot*



Pannello laminato / Laminated sheet 305x130 cm - Rappresentazione in scala / Scale 1:15

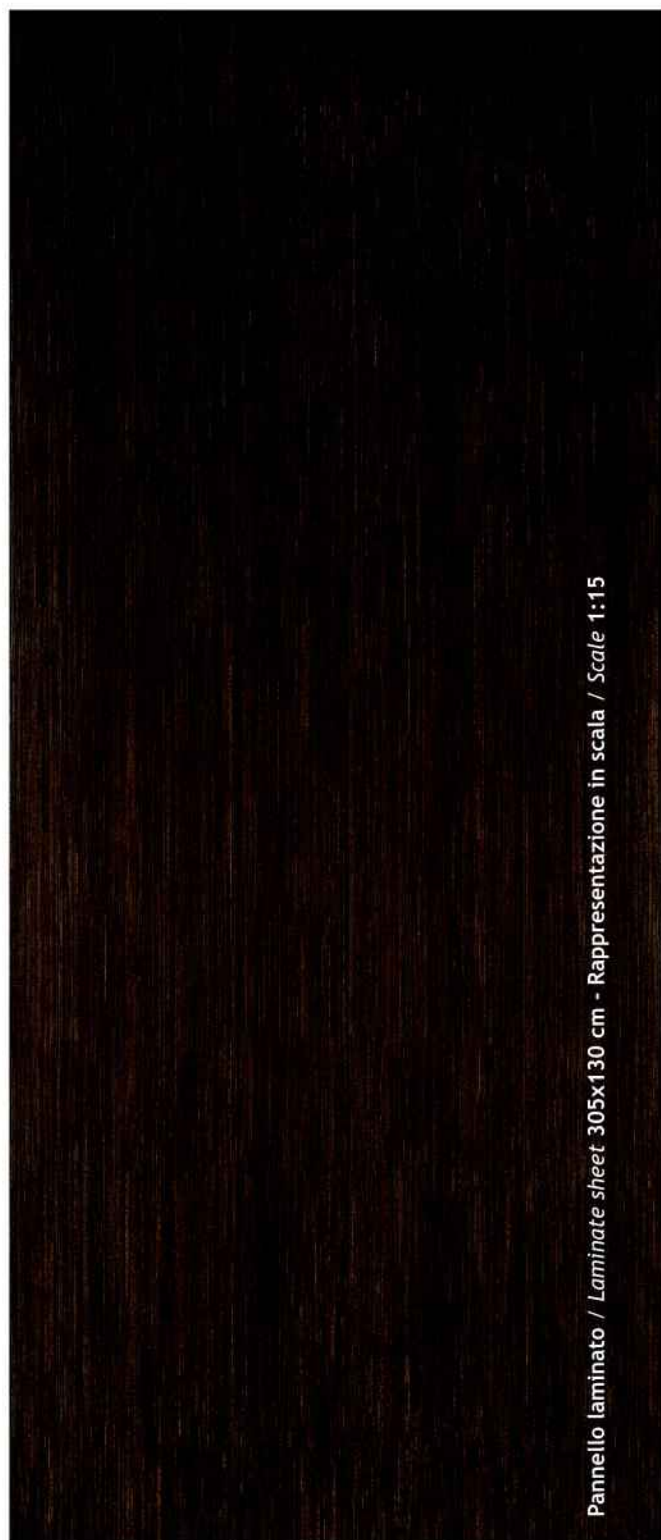


**SILVER APRICOT**

Rappresentazione in scala / Scale 1:1




**COD. 1714**  
*Wengè Tropico*



Pannello laminato / Laminated sheet 305x130 cm - Rappresentazione in scala / Scale 1:15


**WENGE' TROPICO**



Rappresentazione in scala / Scale 1:1




**COD. 1702**  
*Zapatero Chiaro*



Pannello laminato / Laminated sheet 305x130 cm Rappresentazione in scala / Scale 1:1


**ZAPATERO CHIARO**



Rappresentazione in scala / Scale 1:1




**COD. 1710**  
*Zebra Brown*



Pannello laminato / Laminated sheet 305x130 cm - Rappresentazione in scala / Scale 1:15


**ZEBRA BROWN**




Rappresentazione in scala / Scale 1:1



**COD. 1703**  
*Zapatero Scuro*



Pannello laminato / Laminated sheet 305x130 cm - Rappresentazione in scala / Scale 1:15



**ZAPATERO SCURO**

Rappresentazione in scala / Scale 1:1






impiallacciatura naturale  
*natural veneer*



**COD. 1726**  
*Natural Maple*



Pannello laminato / Laminated sheet 305x130 cm - Rappresentazione in scala / Scale 1:15


**NATURAL MAPLE**



Rappresentazione in scala / Scale 1:1



**COD. 1725**  
*Natural Ash*



Pannello laminato / Laminate sheet 130x305 cm - Rappresentazione in scala / Scale 1:20




**NATURAL ASH**

Rappresentazione in scala / Scale 1:1



**COD. 1722**  
*Natural Oak*



Pannello laminato / Laminated sheet 305x130 cm - Rappresentazione in scala / Scale 1:15




**NATURAL OAK**

Rappresentazione in scala / Scale 1:1



**COD. 1727**  
*Natural Mahogany*



Pannello laminato / Laminated sheet 305x130 cm - Rappresentazione in scala / Scale 1:15




**NATURAL MAHOGANY**

Rappresentazione in scala / Scale 1:1



**COD. 1723**  
*Natural Walnut*



Pannello laminato / Laminated sheet 305x130 cm - Rappresentazione in scala / Scale 1:15


**NATURAL WALNUT**

Rappresentazione in scala / Scale 1:1





**COD. 1724**  
*Natural Teak*



Pannello laminato / Laminate sheet 305x130 cm - Rappresentazione in scala / Scale 1:15

**NATURAL TEAK**



Rappresentazione in scala / Scale 1:1





Attenzione: trattandosi di superficie ottenuta con legno naturale, potranno verificarsi delle leggere variazioni di tono tra pannello e pannello.

L'esposizione alla luce naturale può determinare variazioni di colore nel tempo.

L'applicazione dell'**ABET Wood** è consigliabile esclusivamente per ambienti "secchi". E' necessaria la sigillatura dei bordi.

Tutti i dati tecnici relativi all' **ABET Wood**, sono riportati nella specifica scheda tecnica, pubblicata sul sito internet aziendale [www.abet-laminati.it](http://www.abet-laminati.it)



Warning: because the surface is made of natural wood, the tone may slightly differ from one panel to another. Exposure to natural light may alter the colour over a period of time.

**ABET Wood** should only be used in dry environments. The sealing of the edges is a requirement.

All technical data referred to **ABET Wood** are reported on the relevant Technical Sheet on web site [www.abet-laminati.it](http://www.abet-laminati.it)



Important : S'agissant d'une surface obtenue à partir de bois naturel, il est tout à fait normal de constater des légères différences de ton entre les panneaux. Avec le temps, l'exposition à la lumière naturelle peut produire des différences de couleur. L'application de

**ABET Wood** est conseillée uniquement dans des endroits non humides. La tranche du bois sur les bords doit impérativement être protégée de l'air par un vernis afin d'éviter une oxydation irrégulière du bois et des infiltrations d'humidité.

Toutes les données techniques relatives à **ABET Wood** figurent dans la fiche technique correspondante sur le site [www.abet-laminati.it](http://www.abet-laminati.it)



Achtung: da es sich um eine Naturholzoberfläche handelt, der Farbunterschied von Platte zu Platte ist geingfügig. Je nach Furnier können mit der Zeit Farbänderungen auftreten.

**ABET Wood** sollte nur in trockene Umgebung eingesetzt werden. Es ist unbedingt notwendig, die Schnittkanten zu versiegeln.

Alle technischen Daten hinsichtlich **ABET Wood** sind auf dem relevanten technischen Datenblatt auf der Website [www.abet-laminati.it](http://www.abet-laminati.it) zu finden.



Atención: tratándose de una superficie obtenida con madera natural, podrán producirse leves variaciones de tono entre un panel y otro.

La exposición a la luz natural con el tiempo puede producir variaciones de color.

La aplicación del **ABET Wood** es aconsejable exclusivamente para ambientes "secos". Es necesario el sellado de los bordes.

Todos los datos técnicos relativos a **ABET Wood**, estas descriptos en la correspondiente ficha técnica, publicada en el sitio de la empresa [www.abet-laminati.it](http://www.abet-laminati.it)



Belangrijk : omdat het oppervlak bestaat uit natuurlijk hout, kan de tonaliteit enigszins verschillen van plaat tot plaat.

Blootstelling aan daglicht kan op grond van het fineer na verloop van tijd kleurverschillen geven. De toepassing van **ABET Wood** wordt uitsluitend aanbevolen voor "droge" ruimtes. Het luchtdicht afsluiten van het fineer op de zaagranden door middel van een vernis is een vereiste teneinde een onregelmatige oxidatie van het hout te vermijden en infiltratie van vocht te voorkomen.

Alle technische gegevens over **ABET Wood** zijn terug te vinden in de overeenkomstige technische fiche op de website [www.abet-laminati.it](http://www.abet-laminati.it)





COD. 1700 Rovere Chiaro



COD. 1702 Zapatero Chiaro



COD. 1703 Zapatero Scuro



COD. 1707 Ciliegio Fine



COD. 1708 Ciliegio Fiammato



COD. 1709 Teak Birmano



COD. 1710 Zebra Brown



COD. 1711 Rovere Nigrum



COD. 1712 Rovere Cerqua



COD. 1713 Rovere River



COD. 1714 Wengè Tropico



COD. 1715 Noce Junglas



COD. 1716 Noce Grigio



COD. 1717 Red Rosewood



COD. 1720 Flamed Oak



COD. 1721 Silver Apricot



COD. 1722 Natural Oak



COD. 1723 Natural Walnut



COD. 1724 Natural Teak



COD. 1725 Natural Ash



COD. 1726 Natural Maple



COD. 1727 Natural Mahogany

**ABET**  
**wood**  
NATURAL TOUCH





